

#### 1. COCKPIT

##### 1.1 FIRE EXTINGUISHER



- Must be fitted, charged and operational.
- Label must show valid date within two years of manufacture or service and recertification, and bottle must be mounted so that label is visible.
- Secondary external trigger must be marketed with a 10cm diameter decal depicting a red 'E' within a white circle with a red edge. It is recommended internal switch must be marked with smaller version of same decal.
- Safety pin must be removed, and any electrical system must be armed, prior to car entering circuit.


##### 1.2 SEAT AND HEAD REST

- Any seat offered and intended for the relevant model of car is permitted, ie single seat may replace twin seat.
- Any modification to seats or headrests as supplied by Radical Motorsport is unauthorized and is at the sole risk of the Entrant/Competitor. Radical Motorsport Ltd accepts no liability or responsibility for injury or death as a result of unauthorized modifications.
- Any material covering the seat, including seat inserts must be of an approved fireproof material.
- The seating position of the driver shall be so that the headrest is fitted is inline with the helmet, not the neck.

##### 1.3 SEAT BELT

- Must meet FIA 8853-2016 and show valid date.
- Lap belts sit across driver as intended by manufacturer, tightly in the bend between the pelvic crest and upper thigh. Under no circumstances should the lap belts be worn over the abdomen.
- It must be ensured the safety belts will not be damaged by way of chafing on sharp edges, interference, twisting or edge loading.

##### 1.4 STEERING WHEEL AND DASH

Edition	SR10 XX	SR10 XXR
Parts	SC0120	SC0154
Description	Radical AIM Formula wheel with integrated dash, with three rotary switches	Radical AIM Formula wheel with integrated dash, with three rotary switches
Image		NEED IMAGE

- Steering wheels of a different diameter, if supplied by Radical Motorsport for that model edition, are permitted.
- Minor modification to the mounting of the dash is permitted to improve visibility in model edition with standalone dash displays.

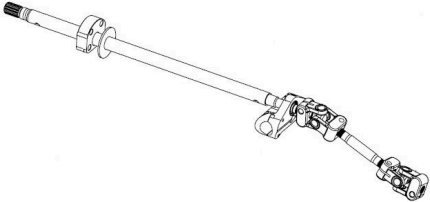
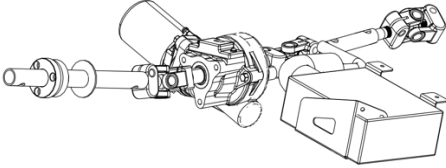
## 2. CHASSIS

- a) Any chassis repair work not carried out by Radical Motorsport Ltd is unauthorized and is at the sole risk of the Competitor. Radical Motorsport Ltd accepts no liability or responsibility for injury or death as a result of unauthorised repairs.
- b) The crashbox, part CC0036 (LHD, RHD) or CC0042 (CHD), is considered an integral chassis component, and must be free of damage.
- c) Side impact bars, parts CI0014(LH) and CI0015(RH) must be fitted.
- d) Towing eyes/towing points front and rear must be fitted.
- e) Additional clips and fasteners within the cockpit area of the chassis are permitted to secure hoses and cabling.

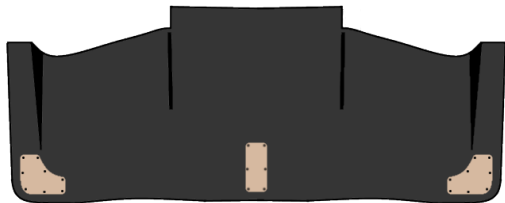

### 2.1 COCKPIT SAFETY STRUCTURE (CSS)



Edition	Retrofit of Cockpit Safety Structure
SR10	Prior 2022 production chassis: Only permitted with the fitment of a 2022 specification chassis. Requires pre-approval by factory.
SR10	Jan 2022 – June 2022 production chassis: Only permitted with parts kit & instructions (welding required). Requires pre-approval by factory.
SR10 XXR onwards	June 2022 production chassis onwards: Permitted (chassis fully compatible).

### 2.2 PERMITTED CHASSIS UPDATES

Part	Image / Details	Introduced on	Permitted on
SC0151 (left hand drive) SC0152 (center drive) SC0153 (right hand drive) High Steering Column Retrofit			SR10 XX
<b>NEED KIT PART NUMBER(S)</b> EPAS (Electronic Power Assisted Steering) System			ALL

## 3. BODYWORK

Skid Block Locations	Genuine Part Decal
 <p>3 skid blocks on front diffuser + 1 under each sidepod</p>	

Dzus Fastener	Bodywork Latch
	

- All skid blocks must be installed, however there is no minimum thickness for the skid blocks.
- Tape may only be used to directly cover bodywork fasteners, or aid in a temporary repair.
- Bodywork may not be strengthened or reinforced beyond a typical repair, nor additionally braced or supported or attached with substitute or additional fasteners.
- The "Genuine Part" decal signifies genuine Radical components

### 3.2 DIVE PLANES

- Only dive planes permitted on each model variant may be used:

SR10 XX + SR10 XXR


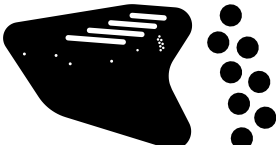
<p>Up to two (2) per side</p> <p>Left Lower: MA0101/C1</p> <p>Right Lower: MA0102/C1</p> <p>Left Upper: MA0099/C1</p> <p>Right Upper: MA0100/C1</p>

#### 3.3 FRONT DIFFUSER






- a) No additional fill may be added.
- b) No attachment points or brackets may be added to the diffuser stays.

#### 3.4 REAR WING

SR10	SR10 XXR
Left: MW0101 Right: MW0102	Left: MW0103 Right: MW0104
	
Wing width: 1600mm MW0087 Main plane MW0088 Bi-wing	


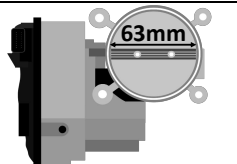
- a) The bi-plane must be fitted.
- b) Wing supports and brackets, with silicone, must be fitted.
- c) No gurney flaps may be fitted.
- d) Adjustment holes in the wing mounts, wings or endplates may not be added or slotted.

#### 3.5 PERMITTED BODYWORK UPDATES

Part	Image / Details	Introduced on	Permitted on
XXR EVO KIT  Shark Fin Engine Cover MR0098 + End Plates MW0103, MW0104 + XXR Front Lighting Kit Left MH0065/G3 Right MH0066/G3 LL0129		XXR	Chassis #116 onwards
Left ML0050/C1 Right ML0051/C1 Nose Louvres		XXR	ALL
MD0058/C1 Carbon Front Splitter	NEED IMAGE	XXR	ALL
MD0048/C1 Carbon Rear Diffuser		XXR	ALL

#### 4. ENGINES




a) Permitted SR10 engines and specifications are as follows:

	SR10 XX + SR10 XXR
Engine Generation	RPE 2.3L Turbo
Identification	RPH - ###
Airbox	Air Filter EF0014 Intake Pipe FI0181 
Throttle Body	

b) Technicians are at liberty to take oil samples at their discretion to confirm adherence to oil specifications.

#### 4.2 ENGINE BUILDING

a) Engines may only originate from Radical Performance Engines and carry the following identification and seal

Engine Plate	Engine Seal
 RPE Engine Plate	 New Style  Old Style

b) All engines must be rebuilt or serviced, and sealed, by a Radical 'Approved Engine Rebuilder':

United Kingdom			
RPE (Radical) 24 Ivatt Way Business Park, Peterborough UK PE3 7PG engines@radicalmotorsport.com Phone +44 (0) 1733 331 616			



#### 4.3 OIL/WATER COOLING

- Taping off the radiators or mesh screen in the duct inlet to control the temperature is permitted.
- Pre-heating of oil and water is permitted.
- 'Hanging' radiators with brackets to prevent them from wearing through the sidepod is permitted.
- Adding rubber or sleeves to protect oil and water lines from chaffing is permitted.
- Permitted oil/water cooling system updates are listed below:

Part	Image / Details	Introduced on	Permitted on
SR10 XXR Optimized Cooling Package	Water Radiator RH HR0096 U-Shaped Aluminium Water Pipe HA0140 45 Degree Silicone Hose HH0009 Gearbox Oil Radiator LH TO0023 2 x Gearbox Oil Cooler Bracket GC0041	XXR	ALL

#### 4.4 INDUCTION SYSTEMS

- Heat reflective tape may be applied to the outer surface of the airbox, and all intercooler piping.
- The throttle bodies must remain as supplied by Radical Motorsport. See 4. Engines for throttle body diameter.
- Polishing the inside of the throttle bodies is not permitted.
- Officials may mandate the use of foam blocks in the air box to aid in meeting sound restrictions. These blocks must be used as supplied and may not be modified in any way.

#### 4.5 EXHAUST SYSTEMS

- Only parts designated for that model variant may be fitted.
- Coating or wrapping of the Exhaust is not permitted.
- Officials may mandate the addition of a noise quietening product to the exhaust systems. These must be used as supplied and may not be modified in any way. Minor modification of the original standard system to attach the prescribed noise quieting product is permitted.

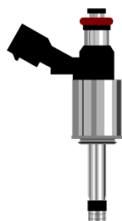
#### 4.6 IGNITION SYSTEMS / ECU

- Only the Technical Delegate or Radical Factory personnel are permitted to re-program the ECU.
- Officials may mandate the reprogramming of ECUs to alter performance of a specific model or model variant.
- The Technical Delegate may on a regular basis supply a replacement ECU, which the competitor must use if requested.
- Heat shielding the ECU is permitted, but it must not restrict its removal.

#### 4.7 FUEL DELIVERY SYSTEM

- The fuel delivery system including regulator and injectors must be standard as supplied by Radical Sportscars for that model edition. For Instance:

	SR10 XX + SR10 XXR
Engine	RPE 2.3L Turbo
Fuel Pump	FP0032
Regulator	FR0024 – 6 Bar
Injector	Ford DI (high)




- Heat shrink, heat insulation, or the addition of rubber, to prevent chaffing of the fuel lines is permitted.
- Each car must be fitted with a Radical Fuel testing 'T' piece plus an FIA approved dry break valve fitted to the fuel line to facilitate safe fuel testing.

#### 5. SUSPENSION

##### 5.1 BUSHINGS

a) Roller bearings are not permitted, the standard bushings must be retained.

Type	SB0012	SB0014	SB0003	SB0005
Image				
Type	White Rubber	Metal Sleeve	Black Rubber	Plated Metal Sleeve
Dims (+/- 0.3)	Length :17mm ID: 13mm Small OD: 21mm Large OD: 26.6mm	Length: 41mm ID: 9.7mm OD: 12.9mm	Length :17mm ID: 12.3mm Small OD: 21mm Large OD: 26.6mm	Length: 41mm ID: 9.7mm OD: 12.8mm
Locations Used	Rear lower	Rear lower	Front lower Front upper Rear upper	Front lower Front upper Rear upper



Rear showing white bushings in lower wishbones






Front showing black bushings



b) Bolts and fasteners must be the same specification as supplied by Radical i.e. NAS fasteners are not allowed.





## 5.2 DAMPERS

Intrax Triple Adjustable	Factory Bump Rubber	Factory Packer
 <p>Sealed from Feb '23 on</p>		
FL: SS0182 FR: SS0183 RL: SS0204 Hankook Spec RR: SS0205 Hankook Spec FL: SS0213 Sealed (Feb 23) FR: SS0214 Sealed (Feb 23) RL: SS0215 Sealed (Feb 23) RR: SS0216 Sealed (Feb 23)		1MM – SS0155 2MM – SS0156 3MM – SS0157 5MM – SS0158

- Only Intrax triple adjustable dampers supplied by Radical Motorsport can be fitted.
- Any seals fitted may not be broken.
- No modifications to internal specifications of the dampers are permitted.
- Non-factory bump rubbers, packers and spring platforms are not permitted. Only factory supplied bump rubbers (1 per damper) and packers are permitted:
- Spring rates, front and rear, are free.
- Fabricated uprights must have top and lower bolt safety wired.

#### 5.3 PERMITTED SUSPENSION UPDATES

Part	Image / Details	Introduced on	Permitted on
Billet Upright FL: SU0196 FR: SU0197 RL: SU0200 RR: SU0201		–	ALL with 2022 'Big / XXR' brake kit
Cast Upright FL: SU0190 FR: SU0191 RL: SU0192 RR: SU0193		–	ALL with 2022 'Big / XXR' brake kit

#### 5.4 ROLL BARS

- a) Front and rear anti-roll bars may be changed out for those supplied by Radical Sportscars for the specific model:

Front Roll Bars					Rear Roll Bars				
<b>Soft</b>	SN0006	5/8 in	15.8mm	Gold	<b>Soft</b>	SN0018	1/2 in	12.7mm	Gold
<b>Medium</b>	SN0005	3/4 in	19.0mm	Gold	<b>Medium</b>	SN0017	5/8 in	15.8mm	Gold
<b>Hard</b>	SN0004	7/8 in	22.2mm	Gold	<b>Hard</b>	SN0016	3/4 in	19.0mm	Gold
<b>X-Hard</b>	SN0071	7/8 in	22.2mm	Black	<b>X-Hard</b>	SN0066	7/8 in	22.1mm	Gold
					<b>XX Hard</b>	SN0073	7/8 in	22.1mm	Black

#### 5.5 WHEELBASE/TRACK

- a) Wheelbase is 2370mm, measured from the centerline of the front wheel hub to the centerline of the rear wheel hub.
- b) Front and Rear Track is 1780mm, measured from wheel hub to wheel hub.

**6. TRANSMISSION****6.1 GEAR RATIOS**

Standard Medium Stack					
Gear	Teeth No*	Speed (mph)	Speed (kph)	Drop	RPM
1	12:38	58	93	N/A	N/A
2	14:33	77	124	1850	5400
3	16:29	101	162	1675	5575
4	18:26	126	203	1475	5775
5	20:24	152	245	1225	6025
6	27:28	176	283	985	6265

TH0361 Short Stack		*Gears 1-3 as per Standard Stack			
Gear	Teeth No*	Speed (mph)	Speed (kph)	Drop	RPM
4	18:27	122	196	1250	6000
5	18:23	143	230	1075	6175
6	26:29	164	263	925	6325

TH0362 Long Stack		*Gears 1-3 as per Standard Stack			
Gear	Teeth No*	Speed (mph)	Speed (kph)	Drop	RPM
4	19:27	128	206	1570	5680
5	21:24	160	257	1420	5830
6	25:24	190	306	1200	6050

- a) The gears must remain in sets, the Parts are marked on each gear as per above for inspection.
- b) Specific fixed ratios may be defined for a championship or specific track in the final instructions or by official bulletin in addition to that below:
  - i. Radical Cup North America – Only Medium ‘Standard’ stack permitted.
  - ii. Radical Cup UK – Only Medium ‘Standard’ stack permitted
- c) Any gearbox Oil Pump must be fitted and operational.
- d) The Reverse Gear and Mechanism must be fitted and operational.
- e) Gearbox oil cooling may be updated to SR10 XXR Optimized Cooling Package (See 4.3 OIL/WATER COOLING)

**6.2 DRIVESHAFTS**

Location	Part	Weight (built with grease)	Diameter
Left / Right	TH0357	+/- 3.7kg	27mm

## 7. ELECTRICS

### 7.1 FRONT LIGHTING

- a) The minimum front lighting kit as described below must be retained, and be turned on in all sessions:

SR10 XX	SR10 XXR
	
6 LED Lights	Up to 3 LED Lights
Headlight buckets, covers and 6 LED Lights.	Headlight buckets, covers and middle LED light.

### 7.2 REAR LIGHTING



- a) The Radical high intensity LED central Rain Light must be used.

### 7.3 BATTERIES

- a) The battery(s) must be fitted, located in their original position(s), and capable of repetitive starts.  
b) Positive terminals of both the battery and alternator must be covered with a non-conductive material.

### 7.4 ALTERNATORS


- a) Generators / Alternators must be fitted and operational, charging the batteries.  
b) The addition of ducts and duct work to cool the alternator is permitted.

Alternator LB0147	Upgraded Alternator LB0162	Starter Motor LM0044
	NEED IMAGE	

### 7.5 STARTER MOTOR

- a) Starter Motor must be fitted, operational and capable of repetitive starts.  
b) The addition of ducts and duct work to cool the starter motor is permitted.

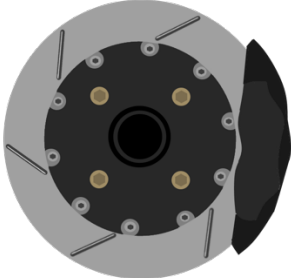
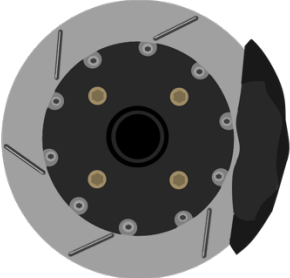
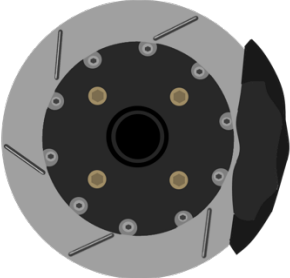





### 7.6 PERMITTED ELECTRICAL UPDATES

Part	Image / Description	Introduced on	Permitted on
HRA-2201-1A Dry Head Temperature Overlay Loom	 See: #005 Powertrain Technical Bulletin – SR10 – Head Temp Overlay Loom	–	ALL (older cars without integrated head-temp plug)
ERD0317 Potted DI-Pump Connector	Or self potting using Fly Lead LS0420. See: TB2023-21 - Direct Injection Pump Potting	–	ALL

## 8. BRAKES

### 8.1 PERMITTED BRAKE AND UPRIGHT COMBINATIONS


NEED IMAGES OF BRAKES ASSEMBLED ON CARS AND SHROUDS

2020 'Launch' Brake Kit	2021 'Hot Climate' Brake Kit	2022 'Big / XXR' Brake Kit
		
300mm x 32mm Vented Floating Discs FL: BD0132 FR: BD0133 300mm x 26mm Vented Floating Discs RL: BD0066 RR: BD0067	300mm x 32mm Vented Floating Discs FL: BD0132 FR: BD0133 300mm x 26mm Vented Floating Discs RL: BD0066 RR: BD0067	315mm x 35mm Vented Floating Discs FL: BD0139 FR: BD0140 RL: BD0139 RR: BD0140
Radical-Hispec 41Dx21H + 34Dx21H piston Caliper FL: BC0121 FR: BC0122 RL: BC0068 RR: BC0069	Radical-Hispec 41Dx21H + 34Dx21H piston Caliper FL: BC0121 FR: BC0122 RL: BC0068 RR: BC0069	Radical-Hispec 41Dx26H + 35Dx26H piston Caliper FL: BC0125 FR: BC0126 RL: BC0127 RR: BC0128
 PFC Brake Pads BD0011 XXXX.01 Standard BD0010 XXXX.08 Endurance XXXX.13 Alternative	 PFC Brake Pads BD0011 XXXX.01 Standard BD0010 XXXX.08 Endurance XXXX.13 Alternative	 PFC Brake Pads BD0011 XXXX.01 Standard BD0010 XXXX.08 Endurance XXXX.13 Alternative
No rear brake cooling kit	 Complete 2021 'Hot Climate' rear cooling kit including cockpit ducts, ducting and carbon rear brake hub shrouds.	 Complete 2022 'Big / XXR' rear cooling kit including cockpit ducts, ducting and carbon rear brake hub shrouds.
Fabricated Uprights Only	Fabricated Upright Only	Cast or Billet Uprights Only



## 8.2 MASTER CYLINDERS



Front	Rear	Clutch
BM0092	BM0093	BM0141
0.7	3/4	3/4



## 8.3 PERMITTED BRAKE MODIFICATIONS

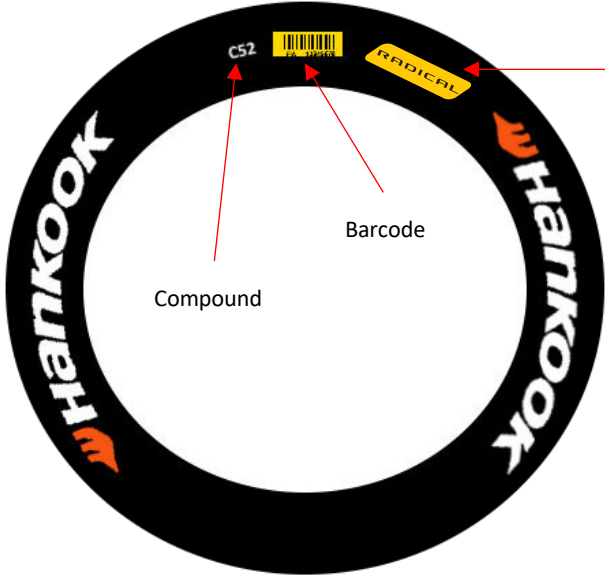


- The fitting and removal of brake duct grills is permitted.
- The use of tape to regulate the amount of air flowing through brake ducts is permitted.
- Radical Motorsport and the Technical Delegate may allow extra brake cooling to be fitted to cars based on specific track conditions. This will be notified by a Technical Bulletin issued to all teams for a specific event only.

#### 9. WHEELS

Radical Single Piece	Braid Radical Single Piece
	
Front: 15 inch diameter x 8 inch wide WC0015 Silver WC0017 Black WC0019 Graphite	Front: 15 inch diameter x 8 inch wide WC0066
Rear: 16 inch diameter x 10.5 inch wide WC0016 Silver WC0018 Black WC0020 Graphite	Rear: 16 inch diameter x 10.5 inch wide WC0067

- Only single piece wheels supplied by Radical Motorsport of the following specification are permitted.
- All wheels must be clearly labelled with the car number.

#### 10. TYRES

 <p>Official Radical Marking, design 1 or 2</p> <p>1 </p> <p>2 </p> <p>Barcode</p> <p>Compound</p>				
Type	Front Dry (Slick)	Rear Dry (Slick)	Front Wet (tread)	Rear Wet (tread)
Size	200/580 R15	260/610 R16	200/580 R15	260/610 R16
Compound	C5 (C52)	C5 (C52)	W7 (W72)	W7 (W72)
Hankook Material Code	F200 1016453	F200 1017748	Z207 1024635	Z207 1024636
Part Number	WS0054	WS0055	WW0045	WW0046

- Only official Hankook tires marked with the Radical seal, supplied by the official series Hankook agent, and of the specific compound may be used.
- Barcode and/or unique 8-digit number may be logged to ensure correct sets are being used.

**11. WEIGHT**

Model	Minimum Weight with Driver
SR10	835kg

**12. FUEL TANK**

- a) It is permitted to update older cars with newer available fuel tanks.  
See TB2023.8 Fuel Pump Part Numbers for more detail.
- b) It is permitted to updated older cars with newer available fuel pumps.  
See TB2023.8 Fuel Pump Part Numbers for more detail.